



HASSLE FREE HAULING.



By Novae®

THE DURABILITY YOU DEMAND,
THE VERSATILITY YOU DESERVE.



WE MEAN BUSINESS.

02 CARGO



03-04 CAR HAULERS



05-06 RACE TRAILERS



07 CONTRACTOR




08 RECREATIONAL



By Novae®

CARGO TRAILERS

TRAVERSE



Sidewall Vent



Black Mod Radial Tires



FEATURES

- Aluminum Framed Side Door with Flush Lock
- Full Height Floor Crossmembers
- Seamless Aluminum Roof
- 7/16" OSB Walls with OSB Trim
- 78" Interior Height - Tandem Axles
- Ramp Door

Size	GVWR	Size	GVWR
5' x 8' - 5' x 10'	3K	6' x 12'	7K
6' x 10' - 6' x 14'	3K	7' x 12' - 7' x 16'	7K
7' x 12'	3.5K	8.5' x 16' - 8.5' x 24'	7K
6' x 10' - 6' x 14'	5K		
7' x 12' - 7' x 14'	5K		

CONQUEST



ATP Nose Cap

FEATURES

- Slope Wedge with Sloped Stoneguard
- 16" On-Center Tube Sidewall Posts
- 16" On-Center Full Height Floor Crossmembers
- .030 Screwless Exterior
- ATP Nose Cap
- 3" Top and Bottom Trim

Size	GVWR	Size	GVWR
5' x 8' - 5' x 10'	3K	7' x 14' - 7' X 20'	10K
6' x 10' - 6' x 14'	3K	8.5' x 16' - 8.5' x 24'	10K
7' x 12'	3.5K	8.5' x 16' - 8.5' x 34'	14K
6' x 10' - 6' x 14'	5K		
6' x 12'	7K		
7' x 12' - 7' x 20'	7K		
8.5' x 16' - 8.5' x 24'	7K		

TRIUMPH

FEATURES

- Slope Wedge with Sloped Stoneguard
- 16" On-Center Sidewall Posts and Roof Bows
- 16" On-Center Floor Full Height Crossmembers
- .030 Screwless Exterior
- Torsion Axles
- Adjustable Coupler with Extended Tongue and Set Back Jack
- Aluminum Wheels

Size	GVWR	Size	GVWR
5' x 8' - 5' x 10'	3K	6' x 12'	7K
6' x 10' - 6' x 14'	3K	7' x 12' - 7' x 18'	7K
7' x 12'	3.5K	7.5' x 14' - 7.5' x 20'	7K
		8.5' x 14' - 8.5' x 24'	7K
		7' x 14' - 7' X 20'	10K
		8.5' x 16' - 8.5' x 24'	10K
		8.5' x 16' - 8.5' x 34'	14K



TRIUMPH ALUMINUM

FEATURES

- Slope Wedge with Sloped Stoneguard
- 16" On-Center Sidewall Posts and Roof Bows
- 24" (SA) 16" (TA) On-Center Floor Crossmembers
- .030 Screwless Exterior
- Spring Axles
- Aluminum Wheels



Size	GVWR
6' x 10' - 6' x 14'	3K
6' x 12'	7K
7' x 12' - 7' x 18'	7K
7.5' x 12' - 7.5' x 20'	7K

CARGO TRAILERS

CAR HAULERS

TRAVERSE



D-Rings

Size	GVWR
8.5' x 16' - 8.5' x 24'	7K
8.5' x 16' - 8.5' x 24'	10K

FEATURES

- Aluminum Framed Side Door with Flush Lock
- Full Height Floor Crossmembers
- Seamless Aluminum Roof
- 7/16" OSB Walls with OSB Trim
- Ramp Door with Flap
- Beavertail
- (4) 5K D-Rings



CAR HAULERS

TRIUMPH



Torsion Axles with Aluminum Wheels



Fully Finished Interior

Size	GVWR
8.5' x 16' - 8.5' x 28'	7K
8.5' x 16' - 8.5' x 28'	10K

FEATURES

- Slope Wedge with Sloped Stoneguard
- 16" On-Center Sidewall Posts, Crossmembers, and Roof Bows
- .030 Screwless Exterior
- Torsion Axles
- Adjustable Coupler with Extended Tongue and Set Back Jack
- Aluminum Wheels
- 16" Wood Ramp Flap with Bullnose Cap
- Beavertail
- (4) 5K D-Rings



CONQUEST



.030 Screwless Exterior



High Performance Wood Walls and Trim

FEATURES

- Slope Wedge with Sloped Stoneguard
- 16" On-Center Sidewall Posts, Crossmembers, and Roof Bows
- .030 Screwless Exterior
- Ramp Door with Flap
- Beavertail
- (4) 5K D-Rings
- LED Taillights with Integrated Backup

Size	GVWR
8.5' x 16' - 8.5' x 28'	7K
8.5' x 16' - 8.5' x 28'	10K



TRIUMPH GOOSENECK



Exterior Options Shown



Interior Options Shown

FEATURES

- Gooseneck - Bullnose Front End with Rounded Corners
- 16" On-Center Sidewall Posts, Crossmembers, and Roof Bows
- 8" Tube Main Frame
- .030 Screwless Exterior
- Torsion Axles
- Aluminum Wheels
- Ramp Door with Flap
- Beavertail
- (4) 5K D-Rings
- White Vinyl Ceiling Liner

Size	GVWR
8.5' x 28' - 8.5' x 34'	10K
8.5' x 36' - 8.5' x 38'	15K
8.5' x 40' - 8.5' x 52'	21K



RACE TRAILERS

TRIUMPH



Exterior Options Available



Interior Options Available

FEATURES

- Bull Nose Racer Profile
- Torsion Axles
- 16" On-Center Sidewall Posts, Crossmembers, and Roof Bows
- White Vinyl Walls
- White Vinyl Ceiling Liner
- Aluminum Wheels
- .030 Exterior - Screwless



Size	GVWR
8.5' x 16' - 8.5' x 26'	7K
8.5' x 16' - 8.5' x 32'	10K
8.5' x 16' - 8.5' x 34'	14K
8.5' x 28' - 8.5' x 34'	15K
8.5' x 28' - 8.5' x 34'	21K

TRIUMPH ALUMINUM



FEATURES

- All Aluminum Frame Construction
- Bull Nose Racer Profile
- Torsion Axles
- 16" On-Center Sidewall Posts, Crossmembers, and Roof Bows
- White Vinyl Walls
- White Vinyl Ceiling Liner
- Aluminum Wheels
- .030 Screwless Exterior
- 48" Side Door with Flush Lock
- 9" Rear Spoiler with (2) Load Lights

Size	GVWR
8.5' x 16' - 8.5' x 26'	7K
8.5' x 16' - 8.5' x 34'	10K



RACE TRAILERS

VELOCITY



Exterior Options Available



Interior Options Available

FEATURES

- Bull Nose Racer Profile
- Heavy Duty Extruded Top Trim and 5.5" Bottom Trim
- Semi-Trailer Front and Rear Corner Castings
- Torsion Axles in Spread Configuration
- 16" On-Center Sidewall Posts, Crossmembers, and Roof Bows
- White Vinyl Walls and Ceiling
- Aluminum Wheels
- .040 Screwless Exterior (White or Black Std.)

Size	GVWR
8.5' x 20' - 8.5' x 26'	7K
8.5' x 20' - 8.5' x 34'	10K
8.5' x 20' - 8.5' x 34'	14K
8.5' x 26' - 8.5' x 34'	18K
8.5' x 26' - 8.5' x 34'	21K

VELOCITY GOOSENECK / FIFTH WHEEL



Exterior Options Available



Interior Options Available

FEATURES

- 8" Tube Frame
- ATP Covered Riser Wall
- Riser Wall Access Door

Size	GVWR
8.5' x 28' - 8.5' x 34'	10K
8.5' x 36' - 8.5' x 38'	15K
8.5' x 40' - 8.5' x 52'	21K



CONTRACTOR TRAILERS

CONTRACTOR DELUXE



- FEATURES**
- Reinforced Roof with 8" On-Center Bows
 - Tool Boxes
 - Recessed Wall E-Track
 - 16" On-Center Tube Sidewall Posts
 - 16" On-Center Full Height Floor Crossmembers
 - Torsion Axles
 - Double Rear Doors with Rear Step Bumper
 - Extended Tongue with Adjustable Coupler and 7K Jack
 - 30 Amp Electrical Package
 - Salem Sidewall Vents
 - Rear Drop-Down Stab Jacks with Sand Pads

Size	GVWR
7' x 12' - 7' x 20'	7K
8.5' x 12' - 8.5' x 20'	7K
7' x 12' - 7' x 20'	10K
8.5' x 12' - 8.5' x 20'	10K



Tool Boxes



Double Rear Doors

CONTRACTOR



Exterior



Optional H/D Ladder Racks

Size	GVWR
7' x 12' - 7' x 20'	7K
8.5' x 12' - 8.5' x 20'	7K
7' x 12' - 7' x 20'	10K
8.5' x 12' - 8.5' x 20'	10K

- FEATURES**
- Reinforced Roof with 8" On-Center Bows
 - 16" On-Center Tube Sidewall Posts
 - 16" On-Center Full Height Floor Crossmembers
 - Torsion Axles
 - Double Rear Doors Or Ramp Door with Flap
 - Extended Tongue with Adjustable Coupler and 7K Jack
 - 30 Amp Electrical Package



RECREATIONAL TRAILERS

TRAILPRO ALUMINUM



Exterior



Optional Interior

Size	GVWR
7' x 19' - 7' x 29'	7K

- FEATURES**
- All Aluminum
 - 16" On-Center Tube Walls
 - 16" On-Center Tube Floor Crossmembers
 - 16" On-Center Tube Roof Bows
 - Front and Rear Ramp Doors with Spring Assist
 - .030 Screwless Exterior
 - 12" Flaps on Both Ramps with Hingeless Brackets



TRAILPRO DLX



Exterior



Interior



- FEATURES**
- All Aluminum
 - 16" On-Center Sidewall Posts, Crossmembers, and Roof Bows
 - Front and Rear Ramp Doors
 - 12" Wood Ramp Flaps on Both Ramps
 - Aluminum Wheels
 - .030 Screwless Two Tone Exterior with Brite Divider Strip
 - 24" Sloped Stoneguard
 - White Vinyl Walls Above
 - 24" High Performance Kick Plate
 - White Vinyl Ceiling Liner
 - LED Loading Lights

Size	GVWR
7' x 19' - 7' x 29'	7K

RANGER UTV DLX



Exterior Options Available



Interior Options Available



- FEATURES**
- Off The Grid Trailer with Sprint Top Roof Style
 - 16" On-Center Sidewall Posts, Crossmembers, and Roof Bows
 - Sink and Cassette Toilet
 - Off Road Black Aluminum Wheels
 - Extra Height For UTV's
 - .030 Screwless Exterior
 - Happi-Jac Bed with Queen Size Mattress
 - Insulated Ceiling
 - Egress Windows

Size	GVWR
7.5' x 14' - 7.5' x 20'	10K




THE FORMULA TRAILERS ADVANTAGE

BUILT TO A HIGHER STANDARD

Formula has been known for innovation, durability and unequaled performance. Formula offers a wide selection of trailers with unbeatable features and value. Whether you need a specially-customized trailer for your business or a no-frills trailer for everyday towing, Formula has the perfect solution.



1 TUBE MAIN RAILS
Lighter than I-Beam competitors while providing more torsional rigidity. Our trailers haul more and last longer.



2 FULL HEIGHT Z-CROSSMEMBERS
Standard on all steel frames, Z-shapes maximize strength without adding weight. This provides you with a true unibody frame.



3 FULLY WELDED WHEELBOXES
Protect your valuables from the elements by tying the wheelbox to the dust-proof wall. This prevents dust and debris from blanketing your cargo.

4 REINFORCED PLATE
7 ga steel bentline reinforces the tongue assembly to the main rail. This distributes the forces over a wider area and picks up the full strength of tube tongue members.

5 DUST WALL DESIGN
Featured on 8.5' models, it prevents water, dust, and debris from entering the interior and inner wall cavity while adding strength as a structural component. All other models are sealed by the wall sitting on the frame rail.

6 CROWNED TUBE ROOF BOWS
Superior to stamped hat sections, crowned tube bows transfer vertical loads to the sidewalls for added strength and shed water more effectively than flat roofs.




7 ELECTRIC BRAKES
When it comes to safety, we will never cut corners. Gel-coat fittings are used on all brake connections. All tandem and triple axle models have brakes on all axles.



8 TIE DOWNS
All of our recessed floor mounted D-rings are bolted to a frame-welded backing plate.

9 HEAVY DUTY HINGES
All ramp doors are standard with heavy duty hinges, grease zerks and a solid 3/4" steel rod for added strength.

OPTIONS



5,000 LB. D-RING



ALUMINUM WHEELS



REAR FLARE PACKAGE



11" DELUXE DOME LIGHT



CUSTOM INTERIOR




SUMMIT RAMP DOOR




RECESSED E-TRACK



BLACKOUT PACKAGE WITH UTV ESCAPE DOOR



BLACK LON COIN




RUBBER ATP



INTERIOR CABINETS AND SHELF WITH ELECTRICAL PACKAGE



HEAVY DUTY LADDER RACKS WITH ROLLER



CUSTOM INTERIOR



ULTIMATE ESCAPE DOOR

FORMULA TRAILERS

By Novae®



Formula Trailers Division
Novae LLC
19224 Co Rd 8, Bristol, IN 46507



SCAN TO VISIT
OUR WEBSITE



formulatrailers.com

Information printed in this brochure is based upon the latest product data available at the time of printing. Formula reserves the right to make changes at any time pursuant to colors, materials, models, specifications, options or pricing without notice or obligation. All specifications are approximate and dimensions are nominal. Text may refer to optional equipment which may not be included as standard items on your model of choice. Photography and illustrations may also show optional items available at an additional cost. Consult your authorized Formula dealer for complete details. All rights reserved.

© 2023 Novae LLC



Authorized Formula Trailer Dealer